FLAWLESS
EPOXY FLOORING

FLAWLESS FLOORS. LASTING IMPRESSIONS.

EPOXY FLOORING SOLUTIONS
FOR HOMES, BUSINESS & INDUSTRY



Illustrative garage interior

Product & colour guide

Explore decorative flake, stone-inspired blends, metallics, solid colours, quartz and textured finishes.

www.flawlessepoxyflooring.com

COLOUR | PRODUCTS | FINISHES | INSPIRATION

FLAWLESS
EPOXY FLOORING

Why choose Flawless?

A floor should look right, feel right and suit the way you use your space. We help you explore colours and finishes, then match the coating system to your project.

Colour choice | **Easy-care finishes** | **System options** | **Traction options** | **Lasting appeal**

FOR HOMES, BUSINESS & INDUSTRY

- ✓ Home garages
- ✓ Living areas
- ✓ Covered outdoor spaces
- ✓ Retail stores & showrooms
- ✓ Offices & shared spaces
- ✓ Warehouses & workshops
- ✓ Commercial fit-outs
- ✓ Hospitality venues
- ✓ Storage & utility areas
- ✓ Project-specific applications

The coating, texture and topcoat should be selected for the substrate, traffic, weather exposure and cleaning needs of each area.

EXPLORE THE COLLECTIONS

Colour Flake	03-05	Highlights & special effects	06-09
DuraStone Flake	10-12	Metallic Art Epoxy	13
Solid colours	14-17	Colour Quartz & Texture Coat	18-19

A floor for every space.

FLAWLESS
EPOXY FLOORING

Colour Flake collection I

A blend of decorative chips creates colour, texture and depth. Start with the mix you love, then confirm the base colour shown beneath each sample.



American Granite
White Base (N14)



Armidale Granite
Light Grey Base (N35)



Australian Camel
Merino Base (N56)



Barn Owl
White Base (N14)



Bilby
White Base (N14)



Black Opal
Black Base (N61)



Black Smoke
Black Base (N61)



Bluestone
White Base (N14)



Blue Tongue
White Base (N14)



Camo White
White Base (N14)



Carbonite Grey
White Base (N14)



Crocodile
Merino Base (N56)



Daintree Forest
White Base (N14)



Davy Snow
White Base (N14)



Denim Light
White Base (N14)



Desert Stone
Light Grey Base (N35)



Didgeridoo
White Base (N14)



Dingo
White Base (N14)



Emu
White Base (N14)



Espresso
White Base (N14)

FLAWLESS
EPOXY FLOORING

Colour Flake collection II

From soft neutrals to warm earth tones and brighter accents, explore another twenty decorative blends for your floor.



Fernwood White
White Base (N14)



Firefox
White Base (N14)



Firetail
White Base (N14)



Frilled Neck
White Base (N14)



Great Outback
White Base (N14)



Great White
White Base (N14)



Hammerhead
White Base (N14)



Ironstone
White Base (N14)



Kangaroo
White Base (N14)



Kookaburra
White Base (N14)



Moonlight
White Base (N14)



Moroccan Tan
White Base (N14)



New Gaol
White Base (N14)



Penguin
White Base (N14)

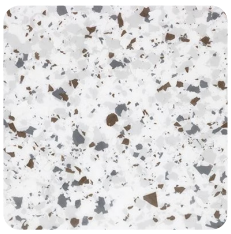

Platypus
White Base (N14)



Rainforest
White Base (N14)



Salt & Pepper
White Base (N14)



Sugar Glider
White Base (N14)



Sunset
White Base (N14)



Swordfish
White Base (N14)

FLAWLESS
EPOXY FLOORING

Colour Flake collection III

Explore warm accents, pale neutrals and a dedicated selection of greys. The base colour forms part of the final appearance.



Tangerine Crush
White Base (N14)



Thurra Dune
Merino Base (N56)



Umber
White Base (N14)



Volcano Ash
White Base (N14)



Wedgetail
White Base (N14)



White Smoke
White Base (N14)



Wild Salmon
White Base (N14)



Wombat
White Base (N14)



Anchor Grey
White Base (N14)



Domino Grey
White Base (N14)



Harbour Grey
White Base (N14)



Seal Grey
White Base (N14)



Shadow Grey
Black Base (N61)



Smoke Grey
White Base (N14)



Steel Grey
White Base (N14)



Sterling Grey
White Base (N14)



Thunder Grey
White Base (N14)

A blend for every style.

FLAWLESS
EPOXY FLOORING

Colour Flake highlights

Bring a little personality to the mix. Use coloured highlights or the natural lustre of mica to create a custom accent within a compatible decorative flake system.



Aqua Berry Punch



Banana Crush



Blueberry Smash



Eggplant Buzz



Orange Crush



Wild Watermelon

NATURAL MICA



Bronze



Gold

Gold and bronze mica add a natural shimmer.

Choose the accent, then review a sample of the complete blend before committing to your floor.

Stand out from the ordinary.

FLAWLESS
EPOXY FLOORING

Glitter special effects

Add sparkle to a compatible flake blend. Small and large grades create different visual effects; the grade for each glitter is shown below.



Alice
Small



Angel
Small



Angel
Large



Belle
Small



Belle
Large



Candy
Small



Coco
Large



Destiny
Large



Hope
Large



Jasmine
Large



Kiki
Small



Lucy
Large



Minnie
Small



Molly
Large



Snowflake
Large



Zara
Large

FLAWLESS EPOXY FLOORING

Make the blend your own

These custom combinations pair a flake blend with a glitter accent. The examples are ideas for mixing, with the base and accent proportion shown for each.



American Granite
Hope Large - 5%
Light Grey Base (N35)



American Granite
Zara Large - 5%
White Base (N14)

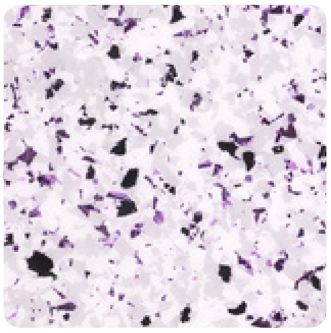

Bilby
Jasmine Large - 5%
White Base (N14)



Black Opal
Zara Large - 10%
Black Base (N61)



Emu
Lucy Large - 5%
White Base (N14)



Salt & Pepper
Molly Large - 5%
Light Grey Base (N35)



Wedgetail
Coco Large - 5%
White Base (N14)



White Smoke
Destiny Large - 5%
White Base (N14)



Wild Bear
Snowflake Large - 5%
White Base (N14)

FLAWLESS EPOXY FLOORING

Colour with personality

A small accent can shift the whole mood of a floor. These examples show colour highlights mixed into decorative flake blends.

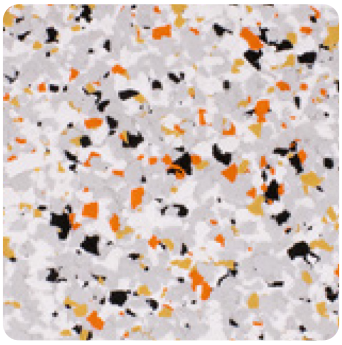

Barn Owl
Orange Crush - 5%
White Base (N14)



Wombat
Aqua Berry Punch - 5%
White Base (N14)

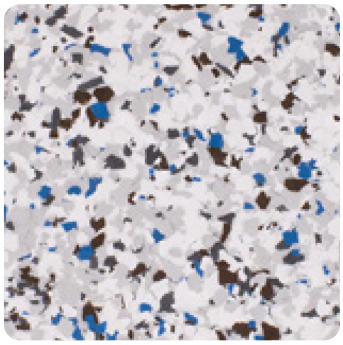

Platypus
Blueberry Smash - 5%
White Base (N14)



Sugar Glider
Wild Watermelon - 10%
White Base (N14)

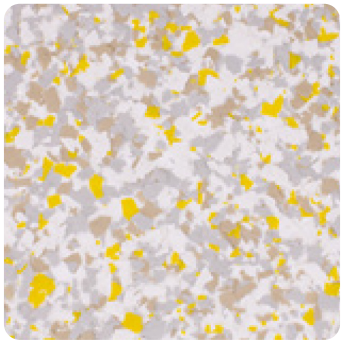

White Smoke
Banana Crush - 10%
White Base (N14)



Carbonite Grey
Eggplant Buzz - 10%
White Base (N14)

CONFIRM YOUR CUSTOM BLEND

These are custom blend examples, not standard premixed colours. Confirm the complete mix and base colour before application.

Your space. A flawless finish.

FLAWLESS
EPOXY FLOORING

DuraStone Flake 1.0

A stone-inspired palette, from pale mineral tones to deep charcoal. Some blends are shown over different base colours so you can compare the effect.



Coalstone 1.0
Black Base (N61)



Dolomite 1.0
White Base (N14)



Flagstone 1.0
Light Grey Base (N35)



Galaxy 1.0
Dark Grey Base (N64)



Galaxy 1.0
White Base (N14)



Granite 1.0
Light Grey Base (N35)



Howlite 1.0
White Base (N14)



Limestone 1.0
Light Grey Base (N35)



Lynx 1.0
White Base (N14)



Marlstone 1.0
White Base (N14)



Mocha 1.0
Light Grey Base (N35)

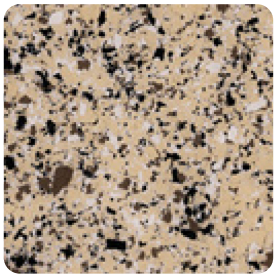

Mocha 1.0
White Base (N14)



Onyx 1.0
Black Base (N61)



Slate 1.0
Dark Grey Base (N64)

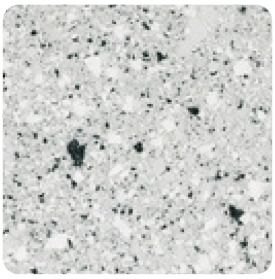

Slate 1.0
White Base (N14)



Yellowstone 1.0
Merino Base (N56)

FLAWLESS
EPOXY FLOORING

DuraStone Flake 2.0

Explore a second collection of stone-inspired blends, with cool greys, natural earth tones and expressive colour combinations.



Black Stone 2.0
White Base (N14)

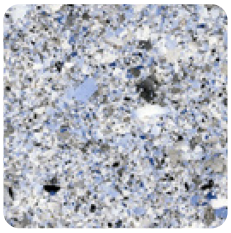

Blue Stone 2.0
White Base (N14)



Brown Stone 2.0
White Base (N14)



Earth Stone 2.0
White Base (N14)



Fire Stone 2.0
White Base (N14)



Gem Stone 2.0
White Base (N14)



Graphite Stone 2.0
White Base (N14)



Green Stone 2.0
White Base (N14)

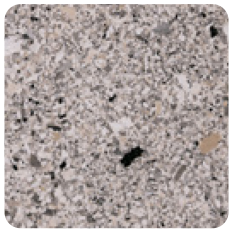

Grey Stone 2.0
White Base (N14)



Khaki Stone 2.0
White Base (N14)

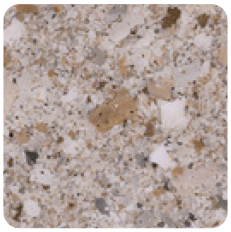

Natural Stone 2.0
White Base (N14)

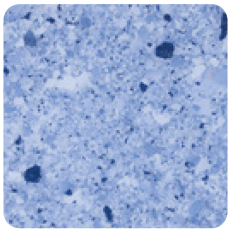

Ocean Stone 2.0
White Base (N14)



Quartz Stone 2.0
White Base (N14)



Real Stone 2.0
White Base (N14)

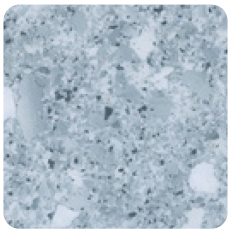

River Gum Stone 2.0
White Base (N14)

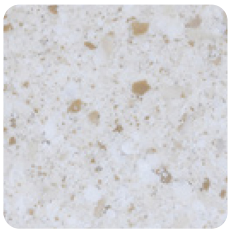

Sand Stone 2.0
White Base (N14)



Shale Stone 2.0
White Base (N14)



Smokey Stone 2.0
Black Base (N61)

Natural character.
Your choice.

FLAWLESS EPOXY FLOORING

DuraStone with extra sparkle

Add a glitter highlight to a stone-inspired blend. These custom examples show the selected glitter, proportion and base colour together.



Onyx 1.0
Angel Large - 10%
Black Base (N61)



Onyx 1.0
Minnie Small - 10%
Black Base (N61)

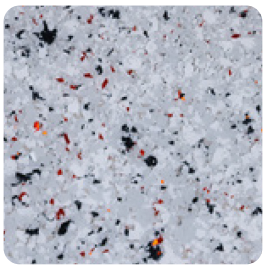

Slate 1.0
Minnie Small - 5%
White Base (N14)



Black Stone 2.0
Kiki Small - 5%
White Base (N14)

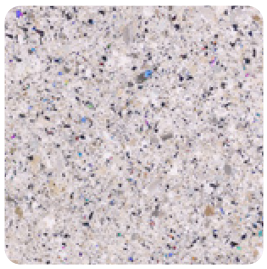

Earth Stone 2.0
Kiki Small - 5%
White Base (N14)



Khaki Stone 2.0
Belle Small - 5%
White Base (N14)

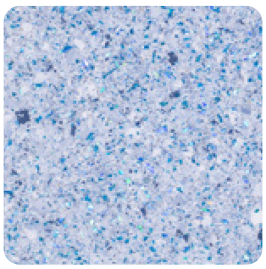

Ocean Stone 2.0
Alice Small - 5%
White Base (N14)



Sand Stone 2.0
Belle Small - 5%
White Base (N14)

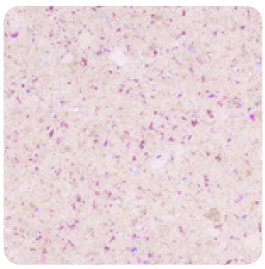

Sand Stone 2.0
Candy Small - 5%
White Base (N14)



Shale Stone 2.0
Angel Small - 5%
White Base (N14)

A touch of shimmer

Use these combinations as a starting point, then confirm your preferred sparkle in a physical sample.

Metallic Art Epoxy

A flowing, expressive finish for feature floors. Pigment choice, application technique and lighting all influence the final metallic effect.



Alaskan Pearl



Amethyst



Antique Gold



Aqua Green



Canary Yellow



Copper



Copper Pearl



Deep Ruby



Fairy Floss



Fire Bird



Goldstone



Graphite Grey



Mahogany



Midnight Pearl



Moss Green



Olivine Pearl



Royal Blue



Sapphire



Shadow Pearl



Silver Pearl



Titanium Grey



Walnut



White Pearl

Step into something flawless.

FLAWLESS EPOXY FLOORING

Solid colours | neutrals & earths

Soft whites, greys and warm natural colours. Colour names and reference codes are shown beneath each swatch.

White N14	**Pastel Grey** N12	**Pearl Grey** N11	**Magnolia** X32	**Cream** Y34	**Lightbox Grey** N33	**Neutral Grey** N23
Cloud Grey N22	**Biscuit** X42	**Parchment** Y43	**Manilla** Y45	**Pale Primrose** Y33	**Blue Grey** N53	**Silver Grey** N24
Light Grey N35	**Beige** X43	**Sandstone** Y53	**Straw** Y24	**Flummery** Y32	**Pipeline Grey** N43	**Koala Grey** N45
Birch Grey N25	**Driftwood** X34	**Oatmeal** Y54	**Sand** Y44	**Primrose** Y21	**Basalt** N54	**Bridge Grey** N44
Homebush Grey N15	**Merino** Y56	**Chamois** Y52	**Deep Stone** Y55	**Custard** Y22	**Pewter** N63	**Mid Grey** N52
Mudstone Y66	**Mushroom** Y65	**Sugar Cane** Y62	**Pale Ochre** X21	**Buttercup** Y23	**Dark Grey** N64	**Lead Grey** N55
Dark Earth X62	**Wombat** X61	**Khaki** Y63	**Coffee** X52	**Canary** Y11	**Black** N61	**Graphite Grey** N65
Ironbark X63	**Chocolate** X64	**Olive Yellow** Y41	**Brown** X54	**Mustard** Y42		

FLAWLESS EPOXY FLOORING

Solid colours | warm tones

Creams, warm pinks, golden yellows, ochres and reds. Colour names and reference codes are shown beneath each swatch.

Warm White X33	**Off White** Y35	**Shell Pink** R41	**Mushroom Pink** R34	**Apple Blossom** R32	**Ghost Gum** R33	**Dusty Pink** P31
Deep Cream Y25	**Raffia** X31	**Apricot** X23	**Cinnamon** X45	**Rockmelon** X24	**Salmon Pink** R42	**Burnt Pink** R51
Homebush Gold Y26	**Buff** X41	**Saffron** X22	**Possum** R44	**Mandarin** X14	**Tangerine** R21	**Deep Rose** R35
Wattle Y12	**Butterscotch** X11	**Pumpkin** X12	**Terracotta** R52	**International Orange** R11	**Red Dust** R43	**Lollipop** R23
Golden Yellow Y14	**Tan** X51	**Inca Gold** Y16	**Red Gum** R53	**Scarlet** R12	**Signal Red** R13	**Strawberry** R24
Sunflower Y15	**Golden Tan** X53	**Marigold** X13	**Red Oxide** R63	**Homebush Red** R22	**Waratah** R14	**Crimson** R15
Vivid Yellow Y13	**Nut Brown** X55	**Orange** X15	**Dark Brown** X65	**Venetian Red** R62	**Deep Indian Red** R64	**Raspberry** R54

FLAWLESS EPOXY FLOORING

Solid colours | greens

Fresh greens, mineral shades, olives and deep forest tones. Colour names and reference codes are shown beneath each swatch.

Glacier G42	**Surf Green** G43	**Lily Green** Y31	**Lichen** G55	**Banksia** G53	**Green Ice** T35	**Opaline** G32
Crystal Green G47	**Palm Green** G44	**Chartreuse** G45	**Oyster** N41	**Green Grey** N32	**Storm Grey** N42	**Cootamundra** T45
Serpentine G22	**Lettuce** G33	**Citronella** G46	**Avocado** G34	**Mist Green** G54	**Blue Gum** T44	**Verdigris** G31
Beanstalk G37	**Apple Green** G26	**Kikuyu** G36	**Sage Green** G56	**Eucalyptus** G52	**Blue Jade** T24	**Spruce** G51
Lawn Green G41	**Shamrock** G23	**Lime Green** G35	**Ti-Tree** G65	**Rivergum** G62	**Turquoise** T15	**Mint Green** G17
Homebush Green G27	**Fern Green** G24	**Olive** G25	**Bronze Olive** Y51	**Slate** G64	**Diamantina** T12	**Jade** G21
Emerald G13	**Holly** G12	**Rainforest Green** G15	**Environment Green** G66	**Black Olive** Y61	**Malachite** T14	**Dark Green** G61
Traffic Green G16	**Zucchini** G16	**Moss Green** G14	**Deep Bronze Green** G63	**Bottle Green** G11		

FLAWLESS EPOXY FLOORING

Solid colours | blues & accents

Blues, violets and feature colours, including the expanded range. Colour names and reference codes are shown beneath each swatch.

Sunset Pink P21
Ribbon Pink P33
Lilac P23
Powder Blue B32
Pale Blue B35
Mist Blue B33
Smoke Blue T33

Rose Pink R25
Jacaranda P24
Wisteria P43
Bluebell B41
Aqua B25
Sky Blue B45
Huon Green T32

Mulberry P42
Cyclamen P22
Ultramarine B21
Purple Blue B42
Paradise Blue B34
Light Grey Blue B44
Oriental Blue T22

Erica Pink P41
Purple P12
Rich Blue B11
Periwinkle B51
Tropical Blue T11
Grey Blue B43
Storm Blue B55

Magenta P11
Plum P52
Blueberry P14
Homebush Blue B22
Harbour Blue B24
Dark Grey Blue B53
Peacock Blue T53

Ruby R45
Violet P13
Royal Blue B12
Sapphire B14
Bright Blue B23
Charcoal B64
Mountain Blue T51

Claret R55
Maroon R65
Coral Sea B61
Navy Blue B13
Mid Blue B15
Midnight Blue B62
Teal T63

Sulfur Yellow RAL 1016
Signal Green RAL 3062
Cobalt Blue 115
Pantone 298C

FLAWLESS
EPOXY FLOORING

Colour Quartz

Coloured quartz creates a decorative mineral finish within a suitable resin system. Compare the blends and the base colour used for each sample.



Aloe
Jade Base (G21)



Black Orchid
Black Base (N61)



Blue Hydrangea
Tropical Blue Base (T11)



Bush Red
Red Gum Base (R53)



Fiddle Fig
Spruce Base (G51)



Fossil
Koala Grey Base (N45)



Hibiscus
Terracotta Base (R52)



Hummingbird
Periwinkle Base (B51)



Impala Black
Slate Base (G64)



Marigold
Sandstone Base (Y53)



Mustard
Mustard Base (Y42)



Pinecone
Wombat Base (X61)



Poppy Seed
Black Olive Base (Y61)



White Sage
Homebush Grey Base (N15)



Blue Sapphire
Dark Grey Base (N64)



Red Rock
Homebush Grey Base (N15)

FLAWLESS
EPOXY FLOORING

Texture Coat colours

Explore a practical palette of neutral, earth and safety colours. These solid colour chips show the palette; the finished coating has its own surface texture.

Pastel Grey

White

Neutral Grey


Lightbox Grey


Light Grey


Pipeline Grey


Koala Grey


Mid Grey


Blue Grey


Lead Grey


Black


Pewter


Dark Grey


Graphite Grey


Terracotta


Driftwood


Merino


Wombat


Mushroom


Mudstone


Safety Blue


Safety Green


Safety Red


Safety Yellow

Everyday strength. Flawless style.

FLAWLESS
EPOXY FLOORING

Build your floor

Bring the look and the practical details together. Work through these four choices to shape a finish for your space.

01 Choose your finish

Explore flake, stone-inspired, metallic, solid colour, quartz or a textured finish.



02 Select your colour

Choose the colour or blend. Review the base coat where it contributes to the finished look.



03 Match the system

Consider the concrete, moisture, traffic, sunlight, cleaning and traction requirements.



04 Plan your project

Bring your shortlist, approximate floor area and key requirements together to discuss the next steps.



Start with the look. Refine it for real life.

FLAWLESS
EPOXY FLOORING

From everyday spaces...

The right floor connects the whole space, bringing the cabinetry, furniture, light and outdoor surroundings together.



...to an extraordinary finish.

Residential

A colour palette that works with your home.

Commercial

A finish that supports the way the space is used.

Industrial

A system chosen for the demands of the site.

FLAWLESS
EPOXY FLOORING

Choose your finish with confidence

Balance the look you love with the way the space is used. These details help turn a colour shortlist into a practical flooring plan.

Look at the whole space

Take cues from your cabinetry, walls, furniture and natural light. A quieter floor can let other finishes stand out; a stronger blend can become a feature.

Choose the feel as well as the colour

Base coat, flake density, pigment, texture and sheen all shape the result. Consider the complete finish alongside traffic and cleaning needs.

Allow for changes in light

Colour can look different in daylight and under artificial lighting. Printed and screen swatches are a guide; a physical sample helps confirm the final appearance.

Agree on the project details

Confirm product availability, floor area, substrate condition, colour references, preparation and system suitability before the project begins.

Colour names and combinations follow the supplied catalogue. Custom blend pages show examples rather than standard premixed products. Lifestyle images illustrate design possibilities and do not specify an exact colour or system.

FLAWLESS
EPOXY FLOORING

Your floor, on paper

Use this page to capture your ideas, then visit our website to discuss the next steps for your project.

PROJECT / ROOM

APPROXIMATE FLOOR AREA

PREFERRED FINISH / COLLECTION

COLOUR OR BLEND

BASE COLOUR

TEXTURE & SHEEN

WHAT MATTERS IN THIS SPACE?

- [ ] Appearance
- [ ] Easy cleaning
- [ ] Traction
- [ ] Sunlight exposure
- [ ] Vehicle traffic
- [ ] Other requirements

PROJECT NOTES / QUESTIONS

FLAWLESS
EPOXY FLOORING

FLAWLESS FLOORS. LASTING IMPRESSIONS.

Choose a floor that looks the part
and works for everyday life.

Let's talk about your floor

Bring your ideas, room details and colour shortlist.
Let's find the right finish for your project.

START YOUR PROJECT

www.flawlessepoxyflooring.com

RESIDENTIAL

COMMERCIAL

INDUSTRIAL

COLOUR. CHARACTER. EVERYDAY CONFIDENCE.